

# Show & Tell

June, 2023



Susan Craig

A Modern Log Cabin which uses vintage fabrics and was from the March workshop given by Mary Kerr.





Susan Craig





Susan Craig



## Diedre Fleener

Karen Montgomery's Timeshare Brown Bag Mystery quilt. You buy a bag of mystery fabric from one of the participating shops and complete the mystery quilt over a 6 week period. These fabrics were chosen based on the colors in the Yellowstone Park postcard colors. Solid greens, yellow, gray and white. 52" x 69"



Diedre Fleener







Diedre Fleener



## Diedre Fleener

Karen Montgomery's Timeshare Brown Bag Mystery quilt. This bag of mystery fabric was based on the colors in an Alice in Wonderland picture. Blue, burgundy, yellow, green and off-white. 85" x 85"





Diedre Fleener





Diedre Fleener



## Joleen Green

This green and gold baby quilt pattern is a sew along from GE Designs. The baby nursery is greens and golds. Pieced and quilted by Joleen Green. 40" x 48"



Joleen Green






Joleen Green



## Joleen Green

*Hawaii 2" Jelly Roll Race*—I have made a number of Hawaiian print projects over the last two years. I just cut up the leftovers into two inch strips and made my own Jelly Roll race. Fun quilt for picnics or the beach. Pieced and quilted by Joleen Green. 54" x 68"





Joleen Green





Joleen Green



## Joleen Green

This brown quilt is a pattern by modern quilts Silo. It was a great way to use all the brown earth tones in my collection. Pieced and quilted by Joleen Green. 90" x 108"





Joleen Green





Joleen Green



## Joleen Green

Mary Kerr Workshop quilt, a sweet little quilt. It started with a pillowcase my grandmother had embroidered. Then added vintage fabrics around the embroidery. Some of the floral pieces remind me of dresses my grandmother would wear. Pieced and quilted by Joleen Green. 43" x 48"





Joleen Green





Joleen Green



## Joleen Green

*Moth* —Made at Jane Sassaman workshop. I only made one moth, I loved learning the technique. I added a kaleidoscope border of *In the Beginning* fabric that I had found on my last trip to Oregon. The out side border fabric of rocks and stones added to natural colors and habitat of the moth. Pieced and quilted by Joleen Green. 54" x 76"





Joleen Green





Joleen Green



## Yolanda Halferty

I designed this quilt using my scraps of fabric and appliquéd on various cream and white background fabrics. With 6 hearts across and down, it was made for the Valentine's Day of Love, for my children and family. Pieced by Yolanda Halferty and longarm quilting by Sarah Parker Yoder. 36" x 36"





Yolanda Halferty







Yolanda Halferty



## Yolanda Halferty

*Tightrope*—This is a Robin Pickens quilt pattern. I am a collector of colorful stained glass and crosses, and the use of batik fabrics reflected the beautiful stained glass found at many churches. Pieced by Yolanda Halferty with longarm quilting by Sarah Parker Yoder. 62" x 72"





Yolanda Halferty





Yolanda Halferty



## Yolanda Halferty

*Cactus Quilt*—My future daughter-in-law, Samm Chapin loves growing cactus and other succulents. So it was no wonder she wanted to put together a cactus quilt for her office. We found “Collage Cactus Sampler” by Laura Heine that was both an appliqué and pieced quilt. With a set of selected cactuses and chosen colors, she cut out every single piece of fabric, placed them within a design and attached them to the fabric to make a quilt consisting of 5 cactuses. I assisted Samm by the purchase of fabrics for her to select from, giving her instruction, piecing the background fabrics together and binding. Appliqué by Samm Chapin, piecing by Yolanda Halferty, longarm quilting by Sarah Parker Yoder. 52" x 68"





Yolanda Halferty





Yolanda Halferty



Betty Hibler

The design is by Ju Ju. 24.75" x 15.25"





Betty Hibler





Betty Hibler



## Betty Hibler

*A Bundle of Pink*—This baby quilt is designed by Mila Marquis from Red Roster Fabrics. 56" x 57"





Betty Hibler





Betty Hibler



Betty Hibler

This Easter quilt is by Purely Gates. 45" x 46"





Betty Hibler





Betty Hibler



Betty Hibler

A Spring flowers table runner. 15.5" x 41.5"





Betty Hibler





Betty Hibler



## Linzee McCray

*Summer View*—Designed by Clark Street Quilts and is made with my upcoming Feed Sacks: Good Works line for Moda. It is quilted by Sarah Yoder Parker. 52" x 64"





Linzee McCray





Linzee McCray



## Linzee McCray

*Sail On*—Designed by Clark Street Quilts and made with my upcoming Feed Sacks: Good Works line for Moda. It was pieced by Pam Ehrhardt and Sarah Yoder Parker quilted it. 52" x 67"





Linzee McCray





Linzee McCray



## Melanie McNeil

*Cc crow*—Animal Alphabet #2 in series; designed, made, machine appliqued, and quilted by Melanie McNeil, 2023. 28.5" x 28.5"

*Ff fox*—Animal Alphabet #3 in series; designed, made, machine appliqued, and quilted by Melanie McNeil, 2023. 27" x 23"

*Rr rabbit*—Animal Alphabet #4 in series; designed, machine appliqued, made, and quilted by Melanie McNeil, 2023. 40" x 35"

Each animal and its framing is an original design. The crow and fox are female; the rabbits are of indeterminate genders. While they are somewhat whimsical, they are not intended to be "cute," and though they include alphabet representations, they aren't intended as baby or toddler quilts. There may or may not be future additions to the series.





Melanie McNeil



## Jackie Morrical

*Hopscotch*—The pattern is by Alex Anderson and is pieced using a batik fat quarter bundle from Laundry Basket Quilts. This was my first venture at longarm quilting using a pantograph! 84" x 94"





Jackie Morrival





Jackie Morrival



Noreen O'Connor-Abel

*Chilhowie*—Designed by Bonnie K Hunter and is part of  
Quiltville Mystery 2022-23.





Noreen O'Connor-Abel






Noreen O'Connor-Abel



## Juli Seydell Johnson

This tree quilt is an appliqué quilt made from parts of four other now “retired” quilts. It will hang in the lobby of the Robert A Lee Rec Center later this summer.






Juli Seydell Johnson



## Juli Seydell Johnson

This red and blue lap quilt has Hawaiian motifs machine embroidered on 8 blocks.





Juli Seydell Johnson



## Glenda Skallerud

This dinosaur themed baby quilt is the Sammy pattern from GE designs (Stripology, Mixology 2). I used a Stomp, Stomp Roar layer cake to make this quilt for my first grandson Joel. The color distribution within the layer cake allowed me to use the rust as accent strips. It was quilted by Kristin Hoftyzer in a simple ZigZag pattern.  
45" x 60"





Glenda Skallerud





Glenda Skallerud



## Glenda Skallerud

For this runner I used Halloween scraps, 5" squares. It is another GE designs pattern called *Lil' Trixie*. I quilted it myself.





Glenda Skallerud





Glenda Skallerud



**Kristin Summerwill**

This quilt was created as a Service donation.





Kristin Summerwill





Kristin Summerwill



## Kristin Summerwill

This quilt was created for a Service donation and is dedicated to the memory of Susie Oliver, who was a member of the OCQG.



A large quilt is displayed, held up by a person on the left. The quilt features a vibrant red background with a fine, repeating pattern of small white dots. Scattered across this background are several rectangular blocks of colorful patchwork. Each block is composed of various fabric pieces in shades of green, yellow, orange, brown, and white, some with floral or abstract patterns. The quilt is laid flat, showing its full size and the intricate details of the patchwork design.

Kristin Summerwill





Kristin Summerwill