



Show & Tell

December, 2020

Pam Ehrhardt

Didn't need a pattern for this simple block. Using 1 layer cake, I was able to make 12 table runners as Christmas gifts for my married nephews and nieces.

Used silver metallic thread for the quilting. Finished size is 11.5" x 52".

Pam Ehrhardt



Pam Ehrhardt

This is a pattern Linzee McCray and I designed last year for her third line of Moda fabric. This quilt uses Moda's "Smoke and Rust" line by Zen Chic which will arrive in stores in April 2021. Finished size is 65" x 81". I used a BlocLoc ruler for trimming the "half rectangle triangles", making it pretty easy quilt. I quilted it using a single spiral design.



Pam Ehrhardt



Pam Ehrhardt

Pam Ehrhardt

The pattern is "Everything's Blooming" by Erica Kaprow with some modifications. The finished quilt is 48" x 56". The background and appliqué pieces are wool. I did the blanket stitch by hand during my 6 week recuperation from foot surgery last January. I had to spend at least half the day with my foot elevated. Perfect time for hand work. I machine quilted with echo stitching around each appliqué piece. I loved working with wool and look forward to doing another similar quilt.



Pam Ehrhardt



22p11.852

Pam Ehrhardt

Diedre Fleener

This quilt was a block exchange with my small group. It is 94" x 106". I machine pieced it and quilted it using groovy boards in conjunction with my Longarm. My in laws had their 80th birthdays and their 60th wedding anniversary this year. We weren't able to celebrate these events properly due to COVID 19, so I thought it would be a good year to commentate the events with a quilt.



Diedre Fleener



Diedre Fleener

Diedre Fleener

This quilt was made from a Moda quilt kit. It measures 60" x 72". I machine pieced the background, hand appliquéd the snowman and machine quilted using groovy boards along with my Longarm machine. I love the snowflake pattern for this quilt.



Diedre Fleener



Diedre Fleener

Ellen Heywood

The following Ellen Heywood slides are service quilts made by Ellen. They are various sizes and machine quilted by Ellen.



Ellen Heywood



Ellen Heywood



Ellen Heywood



Ellen Heywood



Ellen Heywood



Ellen Heywood



Ellen Heywood



Ellen Heywood

Ellen Heywood



Ellen Heywood



Monica Hoherz


Blue and white Single Irish Chain with diamond border.
Machine quilted by Sarah C. Yoder Parker (#quiltingyoda).

Monica Hoherz





Monica Hoherz



Monica Hoherz

Trish Koza

The appliqué quilt is from a pattern I saw while on a quilt trip to Vancouver, Canada. The pattern is *Notting Hill* by Abbey Lane. It is hand appliquéd and hand quilted and measures 58" x 73". I prepared all the appliqué pieces in advance using Kaffe Fasset fabrics and put them in zip lock bags. I took them with me on a 3-week solo road trip in the fall of 2018 and worked on the blocks at night in hotels. The quilt is called *Road Trip*.

Trish Koza



Trish Koza



Trish Koza

The busy floral quilt is basically a kaleidoscope. I just fell in love with the fabric and this 4-patch kaleidoscope seemed like a good way to use it. The sashing is from a jelly roll that I bought, not knowing that the fabrics were ombres.

Trish Koza





Trish Koza



Trish Koza

Trish Koza

The Red and Beige one is 68" x 91". It is a traditional block pattern (don't know what it is called) using up a big collection of red/cream and cream/red fabrics.





Trish Koza



Trish Koza

Melanie McNeil

LIBERTY'S MONARCHS—This is a baby quilt for my great-niece, Liberty, born in August 2020. I made a different quilt top for her but it wasn't right. When I saw the photo of Libby with the monarchs, I knew how to start over. Libby opened it on Thanksgiving day and is pretty excited about it. The quilt is made using the Ricky Tims Kool Kaleidoscopes method, and made all from stash. I pieced and quilted it. It's about 42" square.



Melanie McNeil



Melanie McNeil

Melanie McNeil

PAJAROS AMATE—I started this in 2019 during cancer treatment, but I put it away because it was too hard to make decisions. In March 2020 I got it out again and finished it. The very center is a border strip that came with a panel. The strip was long and narrow. I cut it in the middle and re-sewed it to make it shorter and broader, and it also gave the symmetry a heart-like look. The flowers are fussy-cut, or broderie perse appliqué. I designed the birds and cut them from solids. They have shiny black beads for eyes. The outer border has two sizes of hourglass blocks made from striped fabric. The name Pajaros Amate means "love birds," but it is also a play on words. Amate refers to two different kinds of paper art in Mexico. One is delicate cutwork paper, like you see hanging in Mexican restaurants. The black and cream center block reminded me of cutwork. The other use of "amate" refers to bark paper used as the base for paintings. Often birds are a central motif in them, and they're painted in brilliant colors against the plain background. We have an amate painting in our living room and it was part of my inspiration, too. I designed, pieced, appliquéd, and quilted it from stash. It's about 33" square.



Melanie McNeil



Melanie McNeil



Melanie McNeil

Melanie McNeil

SOLUNA—I started this quilt in April 2020 by making two inset circles, using the method described by Weeks Ringle when she presented in 2019. I was inspired by my recent visit to New Mexico and wanted it to have a southwest feel, honoring the sun and moon (sol y luna,) the mountains, and the sky. At the same time, I intentionally referenced Amish styling with the dark, broad outer border, and the Trip Around the World format, using solids and subtle tone-on-tones. The outer corners are quilted with suns in two corners and different phases of the moon in the other two. The rest of the border has stars hanging on strings from the sky. The center block has double lines radiating to the twelve clock numbers. I designed, pieced, appliquéd, and quilted it. It is approximately 60" square.



Melanie McNeil




Melanie McNeil

Susan Moffitt

One of a couple of runners that I remembered to photograph before I gave them away. They are the things that I have done most recently. Each one is about 16" x 52". One pattern is maple leaves and the other is disappearing 9 patch. They are machine quilted. I don't have a close-up of the maple leaves runner, but I didn't think that was necessary since it is a well know pattern.



Sue Moffitt



Sue Moffitt



Sue Moffitt

Glenda Skallerud

I worked on this at several retreats and finally put it all together at the September 2019 retreat at Prairiewoods. This is the Missouri Star Disappearing Pinwheel. It is large – 83" x 94". Many of the prints from the Kaffe layer cake had circles so I used a quilting pattern called "Double Bubble." Kristin Hoftyzer does my machine quilting.



Glenda Skallerud



Glenda Skallerud

Glenda Skallerud

This is the Elizabeth Hartman pattern called *Fancy Foxes*. Many of the fabrics are also hers but I did add a few. It is 49.5" x 61". It was also quilted by Kristin Hoftyzer in a pattern called *Mahogany*. I finished piecing this at the same retreat as the first one.



Glenda Skallerud

Glenda Skallerud




Glenda Skallerud

This is another Missouri Star pattern using one charm pack and background. I think it is called *Floating Squares*. The quilting pattern is square spiral and it measures 46" x 54".



Glenda Skallerud





Glenda Skallerud

Sally Strah

Bright Log Cabin set in a barn raising pattern. This was an exchange block project with my small group. Other than the block size the only requirement was to use bright fabrics and a red center. Approximately 52" x 60". Quilted by Carolyn Lochner.

Sally Strah





Sally Strah

Sally Strah

The Kitten pattern by Elizabeth Hartman (with slight modification due to a cutting error!). Made with Tula Pink fabrics. Approximately 58" x 64". Quilted by Carolyn Lochner. I had a "helper" when trying to photograph this one! My fur baby, Leo, likes this one!



Sally Strah



Sally Strah



Sally Strah

Sally Strah

Into the Woods pattern by Kelli Fannin Quilt Designs. This was made up in the quilt shop in summery greens but I saw this as a great fall colored quilt. Mostly batik fabrics. Approximately 58" x 63". Quilted by Carolyn Lochner.

Sally Strah



Sally Strah

