

Show & Tell


December, 2021

SPECIAL EDITION

Melissa Arey

Candy Corn Quilt Shoppe - Kimberbell

Melissa Arey



Melissa Arey

Fall Fellows - GE Designs Pattern

Melissa Arey



Melissa Arey

Witches Welcome - GE Designs

Melissa Arey



Melissa Arey

Fall Corners - Pattern from Quilters Cupboard, Ankeny



Melissa Arey

Melissa Arey

Iowa Pillow was gifted to my daughter's partner who lives in the UK currently. Trellis pattern from KT Designs. It was made as part of the KT and Friends Quilt retreat I attended in June 2021. If I showed UFO's you would see the quilt from Lynne, a quilt from Debby Moody and another from Lisa Bongean.



Melissa Arey



Melissa Arey

T-shirt quilt for my sister. She is currently in a nursing home unable to walk. My nephew found these t-shirts in a bag when cleaning out her house and asked me to make this for her. We would all do the Quad Cities "Ride the River" bike ride when her kids were little. The bright pink ones were from her work.

Melissa Arey



Melissa Arey

Back Porch Picnic— Gifted to a sweet little boy for summer picnics

Melissa Arey



Melissa Arey

Brown Bag Mystery by Karen Montgomery. Gifted to a UI college graduate.

Melissa Arey





Melissa Arey



Melissa Arey

Cupid's Arrow—This quilt has Shannon cuddle on the back for our late winter/early spring TV watching.



Melissa Arey

Melissa Arey

Love Notes by Kimberbell



Melissa Arey

Melissa Arey

Pedaling Petals—Gifted to a close friend who bikes a lot. The fabrics are all bike themed or coordinating.

Melissa Arey



Melissa Arey

Forever Blooming Sunflowers—Quilt kit from Wagner's Quits and Conversations, Arapahoe, NE. Gifted to my daughter.

Melissa Arey



Melissa Arey

Kimberbell's *Welcome Sunshine*— I made 2 of these cuddle quilts for my great-nieces.




Melissa Arey



Pam Ehrhardt

Made from 50 different batik squares from my stash. From each 9" square you can make 6 HSTs, plus the small and large triangles to make one block. The "sygyzy" was making all the different colors come together - each color family blending into the next color family. Machine quilted in a spiral. A thank you gift for our son's doctor.

Pam Ehrhardt






Pam Ehrhardt

Diedre Fleener

Birds Eye View—Fabric and pattern purchased in 2010 while at the Sister's Quilt Show in Sisters, Oregon. The fabric is Wrenly by Valorie Wells. The quilt top was sewn many years ago. The quilting and binding was completed in 2021. I had a groovy board quilt design that was very similar to the leaf design in the fabric to use for the quilting. 60" x 80"

Diedre Fleener





Diedre Fleener

Diedre Fleener



Diedre Fleener

Blossom by Blue Meadow Designs. This top was pieced probably 10 years ago and finally finished in 2021. The backing was created using pieces of leftover scraps. I did free hand wavy line quilting. 60" x 75"

Diedre Fleener





Diedre Fleener



Diedre Fleener



Kathy Hodson

Very hungry Caterpillar—Center is a panel with the remainder pieced. The top is pieced by myself with long-arm quilting by Sarah Yoder Parker. 40" x 52"

Kathy Hodson





Kathy Hodson

Kathy Hodson

Winter in Iowa—Panel with a border Quilt is pieced by myself with long-arm quilting by Sarah Yoder Parker. 37" x 56"

Kathy Hodson






Kathy Hodson

Kathy Hodson

Debonair—The pattern is by *It's So Emma*. The top is pieced by myself, long-arm quilting by Anne Spiotta. 78" × 100"

Kathy Hodson



A detailed quilt featuring a central star design. The star is composed of red fabric with a dark floral pattern, set against a grey background with a fine, swirling floral motif. The quilt is surrounded by a wide border made of white fabric with a delicate red floral pattern, interspersed with red fabric sections. The overall design is intricate and symmetrical.

Kathy Hodson

Kathy Hodson

Snow-Sweet Radiance—Top pieced by myself (from a panel). It is long-arm quilted by Sarah Yoder Parker. Backing is a cotton flannel, and makes it a reversible quilt. 49" x 51"

Kathy Hodson





COOK BOOK • THE WAY TO A SNOWMAN'S HEART



Kathy Hodson

COOK BOOK • THE WAY TO A SNOWMAN'S HEART



Quilt Back



CHRISTMAS COOKIES COCO

Kay Knoll

These are a couple of holiday pillows that I made. The tree is my take on a Crazy quilt.



Kay Knoll



Ruth Langehough

The quilt is called "Mack's Quilt" and is approx. 74" wide by 94" length. Blocks are 10" with a 2" border. I enjoyed machine-piecing the top and it was beautifully quilted in a star pattern by Sarah Yoder Parker. It was given to our grandson Mack Nall at Thanksgiving in Minneapolis. Mack is in his 2nd year as a West Point cadet and of course we are very proud of him! He seemed very happy with it and was watching TV later that day all wrapped up in the quilt.



Ruth Langehough



Ruth Langehough

Ruth Langehough



Mary Mockaitis

Info yet to come on her items.



Mary Mockaitis



Mary Mockaitis



Mary Mockaitis





Mary Mockaitis



Sue Moffitt

Halloween

Sue Moffitt



Sue Moffitt

These Christmas table runners are for two sets of great grandchildren who live in Florida.

Sue Moffitt



Sue Moffitt

This table topper is made from my husband's boy scout patches that he earned and a few that he collected.

Sue Moffitt



Carol Ramsey

The following two quilts were made to send to my mother-in-law for herself, and her close friend who provides care that enables her to still live in her apartment at age 105.

Carol Ramsey





Carol Ramsey

Carol Ramsey





Carol Ramsey

Carol Ramsey

The pot holders and bowl holders are for my mother to give to friends of her choosing. Since she's a vegetarian, I used fruit and veggie fabrics that I bought at a guild auction a few years ago.




Carol Ramsey

Vicki Reynolds

I self designed using vintage fabrics. It is traditionally pieced, machine quilted with a walking foot. I made this table runner for my niece for her wedding shower. After making the face portrait of my grandmother, Marjorie, I wanted to use more of her fabric. I used three of the blocks that my grandmother had hand pieced as the focal point and designed around them. I then designed the quilting pattern to fit the table runner. My niece, Kiara, loved it!

Vicki Reynolds





Vicki Reynolds

Vicki Reynolds

I love to share my love of quilting using different medium. One of the things I love are barn quilts. Using traditional quilting patterns, I plan them out on wood pieces and paint them. My sister and I also do one barn quilt together each year.

Vicki Reynolds



Vicki Reynolds

Each year, we have a family reunion during the holidays with sometimes over 50 family members attending. We always have an ornament exchange. I have been making 3" prayer pocket quilts, so I used the same idea to make a Christmas tree ornament.. I put a pocket on the back and tucked a Christmas message inside. Traditional piecing, machine quilted with a walking foot. (<https://blog.fatquartershop.com/sewcialites/A> Quilting Life Podcast - one of the quilters talked about these free Sewcialite patterns that come with directions for 3", 6", and 9" blocks.)

Vicki Reynolds




Vicki Reynolds

Another way that I share my love of quilts is by making greeting cards using traditional quilt patterns. There are many resources/patterns on Pinterest. I use this as an inspiration and then draw them out to fit the size card I am making. They are labor intensive, so I usually make several at a time.



Vicki Reynolds




Vicki Reynolds

Wall blocks



Vicki Reynolds



Vicki Reynolds

These are fall placemats. The pattern was taken from the Fall 2019 Issue 160 of American Patchwork & Quilting magazine. The pattern was for a quilt, but I just made the blocks into placemats. My purpose was to practice my machine quilting. This is a project that I try to add to each year. I have 2 more placemats and a table runner to go! Traditional piecing, FMQ on my domestic machine.



Vicki Reynolds



Vicki Reynolds

Janann Schiele

My granddaughter Hailey graduated from Liberty High School this year and wanted me to help her make a t-shirt quilt. She helped cut the shirts and arrange them but left the rest to grandma. She wanted Minke on the back so she could cuddle up in it. However she left shortly after the quilt was done to go to college in Hawaii and so it awaits her when she comes home for Christmas. It was quilted by The Fabric Stasher in Tipton.

Janann Schiele



Janann Schiele & Group

Last winter while in Florida I made 6 baby quilts from 10 year old scraps and resurrected two other tops in my pandemic clean out. Kristin Summerwill gave me several yards of pink fabric to use for backs. Katherine Konz did a great a job of quilting the quilts with a variety of long arm patterns. Shirley Larsen, Diedre Fleener's 90 year old mother, did the handwork on the bindings for the quilts and Diedre sewed the OCQG labels on and delivered the quilts to the Service Committee. It was a team effort!



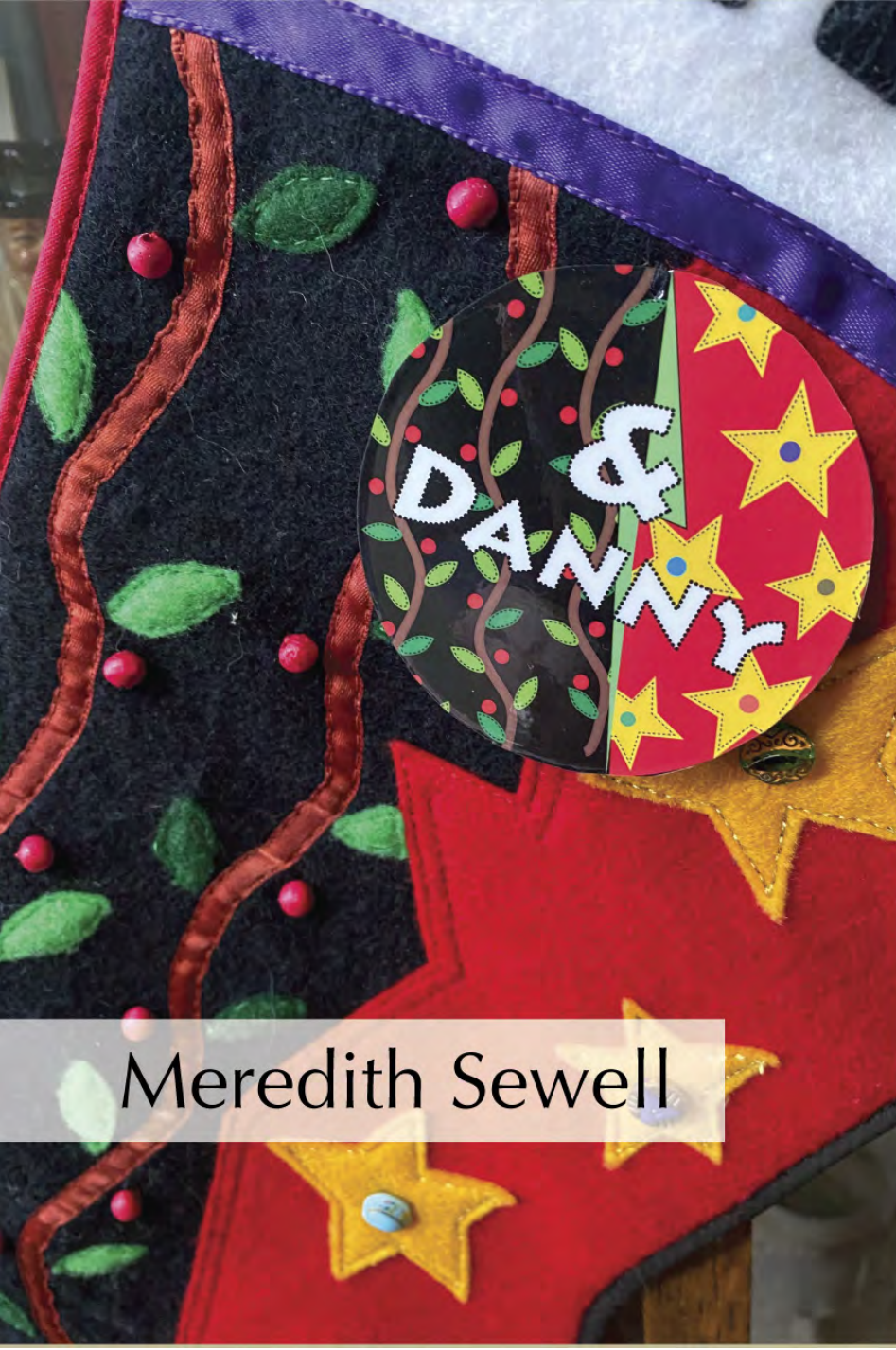
Janann Schiele & Group

Meredith Sewell

I have 2 daughters and these are the stockings I made them back in 1995 after the birth of daughter number two. Recently I added their husband/partner names for them to become couple stockings. Machine appliquéd felt with a woven cotton lining. Both stockings are embellished with antique buttons, beads, and ribbon.



Meredith Sewell



Meredith Sewell



Meredith Sewell

Starflower—To coincide with the opening of its new exhibition, *Modern Meets Modern*, the International Quilt Museum issued a quilt challenge. Create a 16-inch by 16-inch quilt that responds to some of the antique quilts on display in the exhibition. The museum chose four quilts to serve as catalysts for the challenge. The exhibition explores common themes as well as differences between the two modern eras. This is my entry based on the Sunflower quilt.

Meredith Sewell





Sunflower



Carpenter's Square



Ocean Waves variation



Four Patch variation

Meredith Sewell

Juli Seydell Johnson

I wanted to make a winter quilt that wasn't holiday related. It is roughly 60" x 68". I appliquéd my version of Old Capitol on the quilt first then built a snow globe base and used tulle to act as the globe. The snowflakes were cut from fabric then appliquéd on the quilt. I used an assortment of buttons and trims to finish.

Juli Seydell Johnson






Juli Seydell Johnson

Juli Seydell Johnson

Full size quilt requested by my mother soon after she purchased a grand piano for her home. Her request was that the quilt be blue and music related. I used music related fabrics for the background then sketched a large grand piano for the top using a ribbon as my marking tool. The piano is filled in by hundreds of small music notes that I appliquéd on the top along with the large Treble Cleft. Piano keys on the borders finished the design. Machine pieced and quilted by me. My mom loves it.



Juli Seydell Johnson




Juli Seydell Johnson

Juli Seydell Johnson

10" × 10" wool felting of light blue roving onto white felt. I then drew a snowflake on temporary interfacing and made the snowflake by sewing white buttons along the lines through the batting and backing. I tore away the interfacing and mounted on a canvas for display.



Juli Seydell Johnson



Juli Seydell Johnson

Connie Smith

I had my sunroom furniture recovered in July. (You can see it in the picture showing the label.) My favorite place to take an afternoon nap is on the loveseat. The current quilt is pink. Won't work! Needed to be orange. Saw this paper pieced quilt in McCall's Quilting last spring & thought 'this is it!' Picked up fat quarters on my travels this summer—Door County, Boulder & Golden, CO. Lots from my stash. You'll see a quilt & pillowcase with leftovers in Vicki Reynolds presentation. My new year's resolution for 2021 was to do something with the leftovers immediately & not put them back in my stash. It's worked for 3 quilts so far. Hee hee.

Connie Smith



Connie Smith



Kristin Summerwill

The pattern is the Disappearing Hourglass from a Missouri Star tutorial. It was quilted at The Fabric Stasher in Tipton. This is for my nephew Evan who is in his senior year at Pomona College in Claremont, CA. He is the quarterback for their football team - whose colors are blue and orange, and of course he's a Star in my book!! The Ripples pattern reflects ocean waves during surfing and snow swirls during snowboarding...both of which he likes to do. 58" x 144"

Kristin Summerwill






Kristin Summerwill

Barb Thomas

Christmas Quilt and Christmas Tree Skirt. Fabrics - Winter's Song Line. Pattern - Holly and Ivy. Quilted by Kathy Grosjean.



Barb Thomas




Barb Thomas

Barb Thomas

Paper pieced table runner, quilted myself. This was a Double Pinwheel class at Cotton Creek Mill.

Barb Thomas





Barb Thomas

Barb Thomas

Christmas Table Cover. *Wishing Well* pattern, pieced and quilted myself.



Barb Thomas

Barb Thomas

Snowman Appliqué , sewn and appliquéd by myself. One of my first appliqué projects. I loved the fringed scarf!

Barb Thomas



Barb Thomas

Snowman Wool, a wool appliqué table cover. Sewn and appliquéd myself. I love working with the wool projects



Barb Thomas

Barb Thomas

Wool Tree, a wool appliquéd tree table cover. Completed myself.



Barb Thomas

Vicki Walch

Vicki Walch made at least 10 holiday table runners like this one using her favorite All Iowa Shop Hop theme fabric, “Come Home to Iowa,” produced several years ago. She donated them for sale at the Iowa City Public Library, United Way, and other fund raisers, but really wanted to have one for herself. This runner was made from the last of the AISH “Come Home” fabric in her stash and was finished just this week. The block design comes from Cathy Busch who led a workshop for the Guild in September 2017.



Vicki Walch