



Show & Tell

April, 2023

Susan Craig

Four patch (triangles) from the book *Sensational Quilts for Scrap Lovers* by Judy Guatnier. Quilting is by Sarah Yoder Parker.

Susan Craig





Susan Craig

Susan Craig

Modern Mystery Quilt Along 2023 (by Modern Quilt Society). Quilting is by Sarah Yoder Parker.

Susan Craig





Susan Craig

Diedre Fleener

Moths and Moons—Quilt top completed from the September 2022 Jane Sassaman workshop. Background fabric was pieced and appliquéd by machine. Machine appliquéd moths were created using Jane Sassaman fabric.

57" x 29.5"



Diedre Fleener



Diedre Fleener

Sue Moffitt

This is a baby quilt for a friends grandchild. I didn't have a pattern for the quilt. I used fussy cut scraps from children's fabrics. I machine pieced and quilted it. 30" x 36"



Sue Moffitt

Linda Prybil

Moths and Moons—Quilt top completed from the September 2022 Jane Sassaman workshop.



Linda Prybil



Linda Prybil

Helen Rittenmeyer

This is a thimble blossom quilt. The pattern was created by Camille Roskelley, it's called *Winterville*. I loved the snowflake in the center. Quilting is by Quilt Stitching by Shelly (Moore).



Helen Rittenmeyer



Helen Rittenmeyer

Helen Rittenmeyer

A Scrappy Iowa Quilt with the name of *Country Lane*. The pattern is by Kate England and it is quilted by Quilt Stitching by Shelly (Moore). There are over 1,000 one inch squares and the cream background is filled with names of Iowa Counties. It took me over a year to complete.



Helen Rittenmeyer



Helen Rittenmeyer

Phyllis Rosenwinkel

I read this in a blog. "Donation quilts should be nice enough to "hurt" a little when given." Yes, they hurt a little. The following seven quilts are going to the guild's service donations.

When I feel like sewing, but not thinking about color and design, I am hand cranking a 1890s Wheeler & Wilson sewing machine to make a one patch using 2 inch cut red squares and 2 inch cut bright squares. Hand cranking and treadling helps slow down my brain and is much like meditating.

This first quilt is adapted from a Ricky Tims pattern found in an unremembered magazine. Quilting is by Katherine Kona.



Phyllis Rosenwinkel



Phyllis Rosenwinkel

Phyllis Rosenwinkel

This is an improv experiment quilt top. Used part of a "layer cake" and stash solids. Quilting is by Katherine Kona.



Phyllis Rosenwinkel



Phyllis Rosenwinkel

Phyllis Rosenwinkel

This was an experiment using improv star blocks. Quilting is by Katherine Kona.



Phyllis Rosenwinkel



Phyllis Rosenwinkel



Phyllis Rosenwinkel

Back

Phyllis Rosenwinkel

I saw a quilt in a magazine or blog that was named *Stop Light*. I used stash strips and scrap 2.5 inch squares. This was a color experiment like all of the quilts that I donated. Quilting is by Katherine Kona.



Phyllis Rosenwinkel



Phyllis Rosenwinkel

Phyllis Rosenwinkel

Another experiment. I purchased four packs of mini charms from Tuesday Morning. Two were blue and two were cream. Blue and cream/white are easy to use together. Quilting is by Katherine Kona.



Phyllis Rosenwinkel



Phyllis Rosenwinkel

Phyllis Rosenwinkel

I think this is the quilt block that I love to use because it looks good and is easy to sew. I saw the block/quilt somewhere, sometime ago. Quilting is by Katherine Kona.



Phyllis Rosenwinkel



Phyllis Rosenwinkel

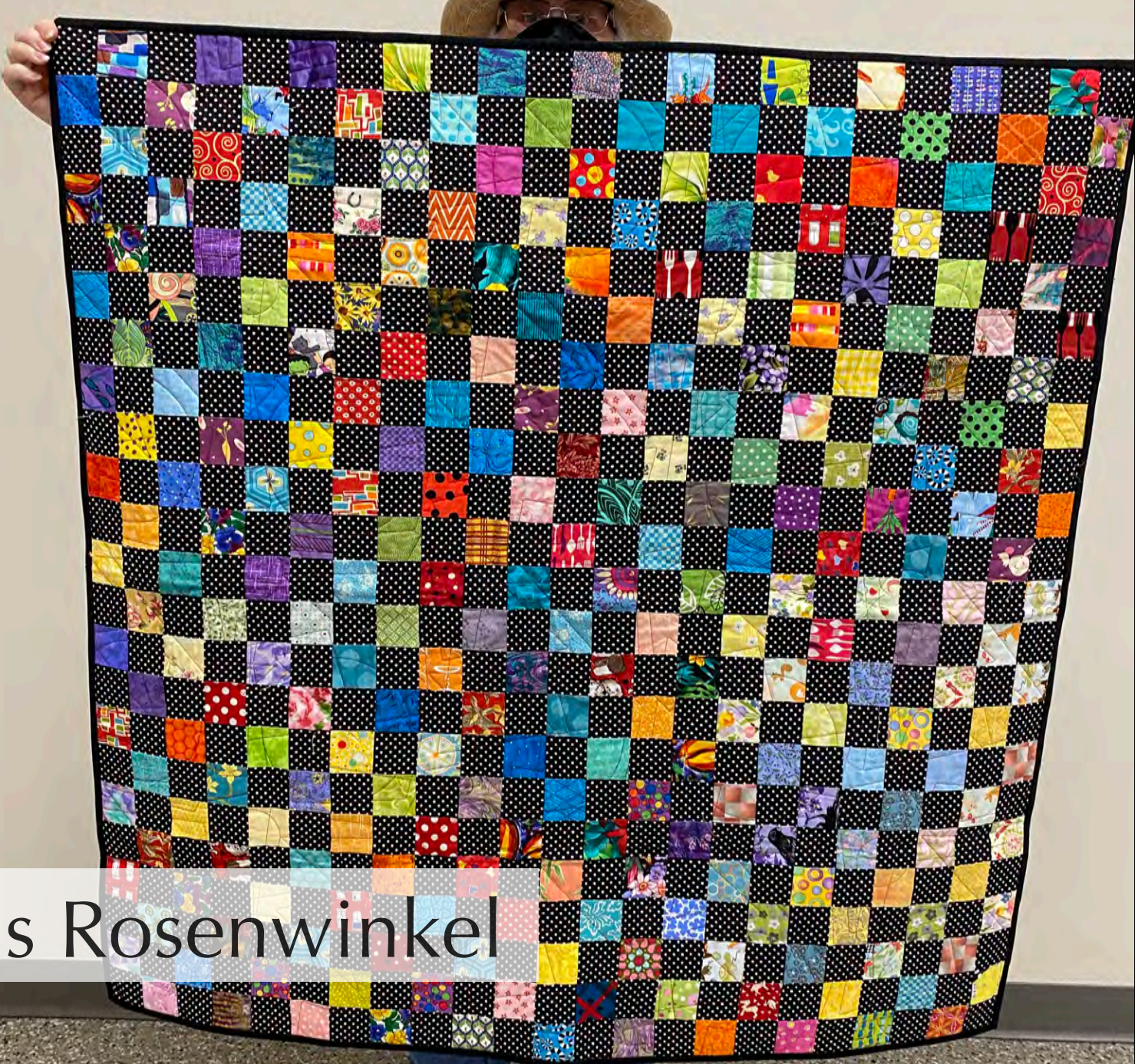


Back

Phyllis Rosenwinkel

Phyllis Rosenwinkel

This was an experiment in using dots and bright 2.5 inch squares. Quilting is by Katherine Kona.




Phyllis Rosenwinkel



Phyllis Rosenwinkel

Maryann St. John

I used Tula Pinks fabric and the pattern is from Fatties Fat Quarter Quilts. It is crib sized and with free motion quilting. It was made for my great niece who lives in Wisconsin.



Maryann St. John



Maryann St. John


Barb Thomas

This pieced, appliquéd and quilted wall hanging was a kit from Woolen Needle. The kit included wool and cotton fabrics.



Barb Thomas

Barb Thomas



Barb Thomas

This quilt was made for my newest to be adopted 5-year old great niece. The pattern was *Villa Rosa Nantucket* and I used Tula Pink fabrics. The back has a turquoise minky. It was quilted by Sarah Yoder Parker.



Barb Thomas



Barb Thomas

The background is a vibrant blue fabric with a quilted texture. The quilting pattern consists of repeating, stylized, wavy, organic shapes that resemble stylized leaves or abstract forms. These shapes are arranged in a grid-like pattern, with each shape containing several concentric, wavy lines. The lighting creates a slight sheen on the fabric, emphasizing its texture.

Barb Thomas

Minky Back