



Show & Tell


October, 2022

Patti Edwards

This quilt is my first retirement quilt. It is a one block wonder. I selected several different Halloween fabrics and was very careful with the placement of the fabric in each block. It is only one block repeated several times. As you can tell, I enjoyed the fabric and am working on another quilt. I like to choose fabric that makes me feel HAPPY.



Patti Edwards



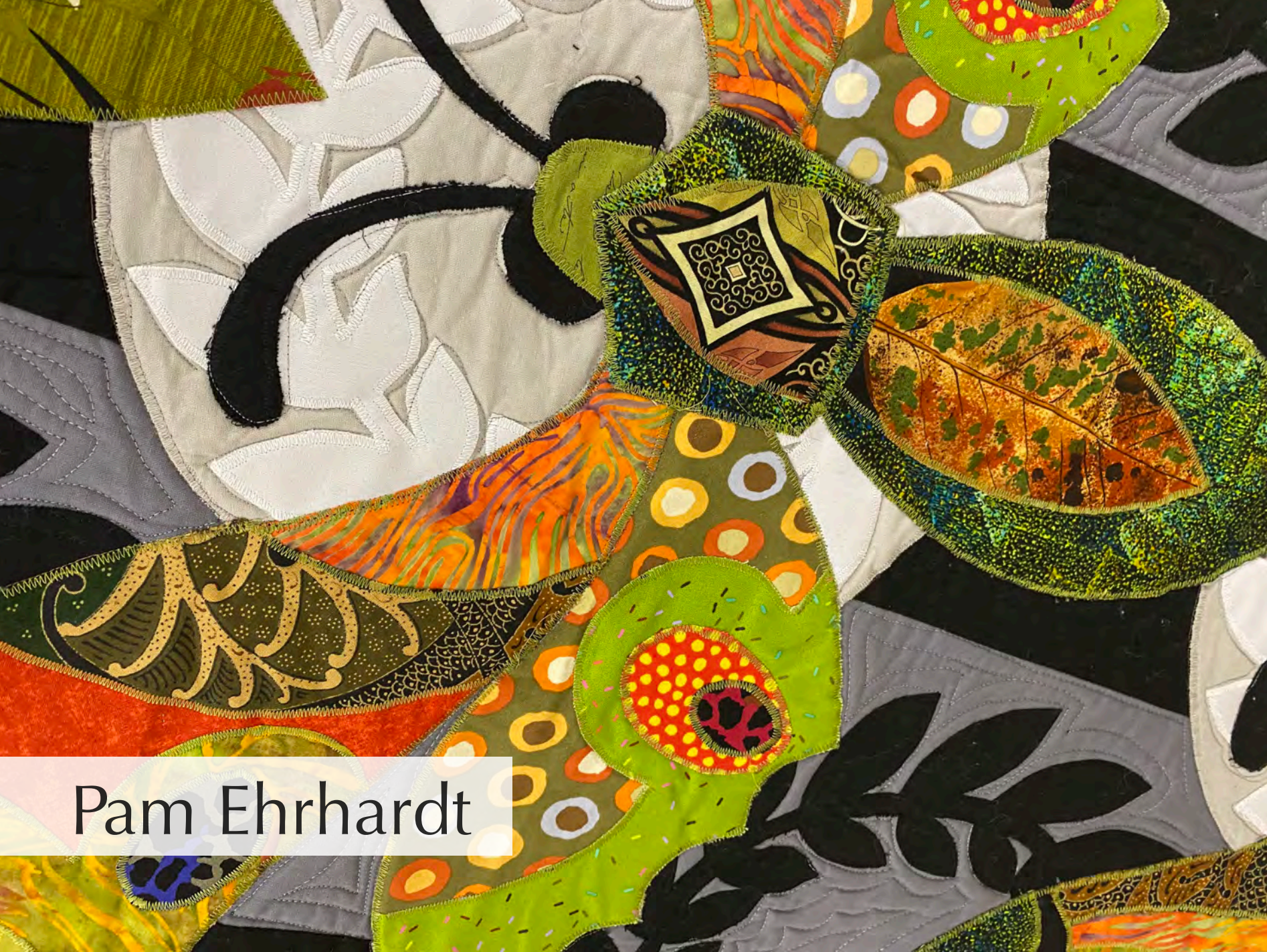
Patti Edwards

Pam Ehrhardt

Moths and Moons, by Jane Sassaman, started during her workshop. It measures 30" x 56". The moths were fun to create but the zig-zagging around each 15 feather pieces was not. I appreciated learning her unique appliqué technique.



Pam Ehrhardt



Pam Ehrhardt

Char Elbert

This was made from a kit I picked up from OCQG. The pattern name is *Blissful* and was designed by Pat Bravo.



Char Elbert



Char Elbert

Laura Hopkins

Life On the Reef—In 2015, we went to Hawaii. I wanted to visit one quilt shop. My husband enjoyed all the quilts made from kits and was pushing me to buy one. I have never been good at working on someone else's design but my crazy math quilt years were coming to a close and I wanted to make things like normal quilters do, so I decided I would take one home. Weeks later when I got it out and started preparing, the more I looked at the ocean, the more belligerent I got about working it (You can't teach an old dog a new trick I guess...) This didn't LOOK like an ocean; an ocean flows; it isn't squares. It also bothered me that the ocean gets darker as it gets deeper. I remembered a picture I had seen years before; a scrappy quilt version, blue and white, of a Stars at Sea pattern. I was remembering how it really seemed to move when you looked at it; like an ocean would. So I thought, "I can take the white pieces and turn them blue and, moving down the quilt, grade them darker and it should seem like the ocean is getting deeper..." Now I was excited about making an ocean. This was a rather complicated block and I was glad this was not a queen size bed quilt!

So, I completely failed trying to work on someone else's pattern. Woof... The problems now are; I enjoy simply looking at it on my design wall. And my husband and mother both say it's too pretty to put the animals on. But I am determined to work on it this year. Appliqué, here I come!



Laura Hopkins



Laura Hopkins

Connie Smith

The background fabric (Hawkeye) was a recent purchase; everything else including the batting was from my stash. This was a gift for my traveling buddy Karen.



Connie Smith



Connie Smith



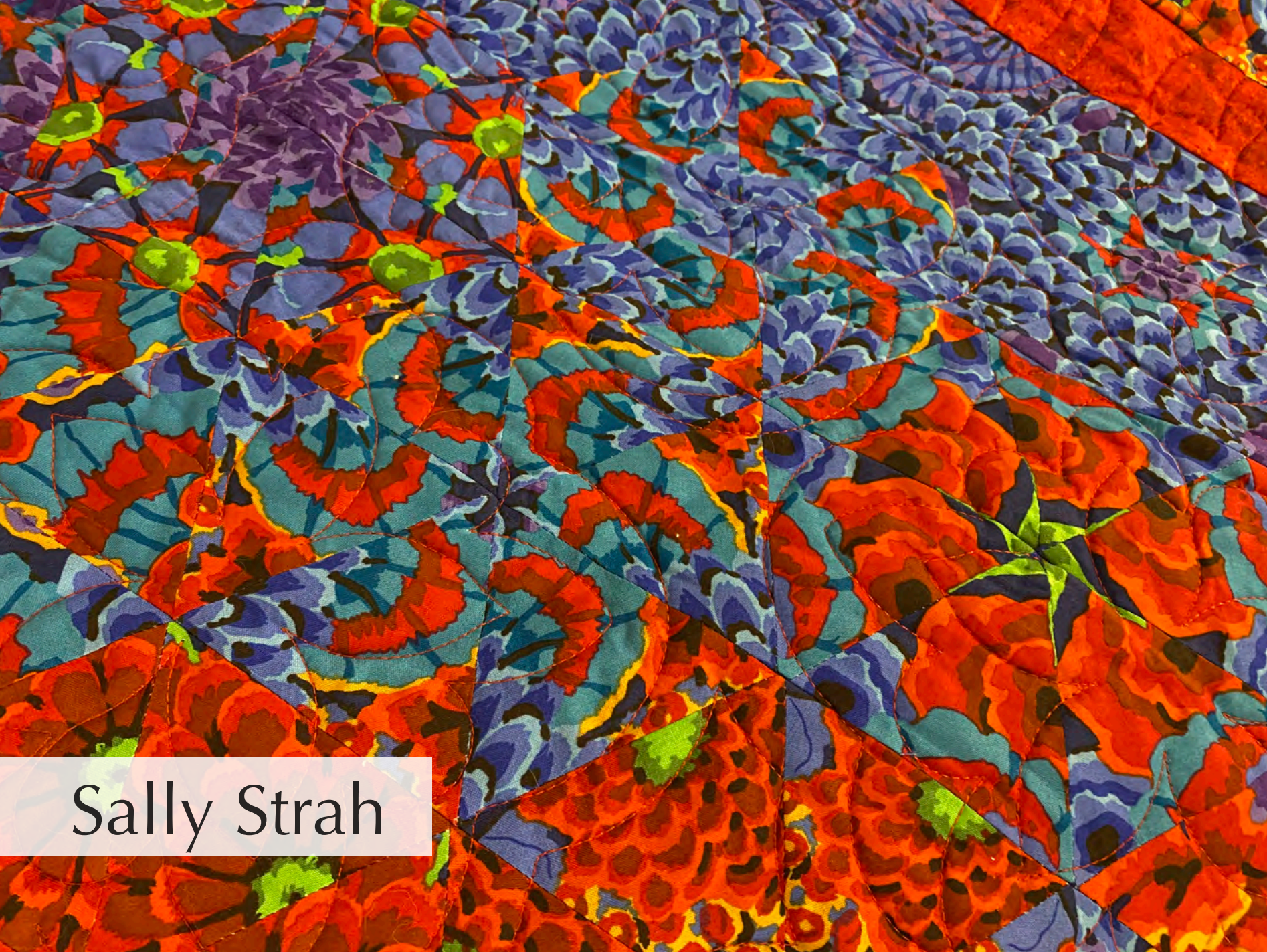
Sally Strah



Sally Strah



Sally Strah



Sally Strah