



# Show & Tell

April, 2022



Sherrie Adkinson

Four quilts submitted for the April Show & Tell  
PowerPoint.



Sherrie Adkinson



Sherrie Adkinson







Sherrie Adkinson





Sherrie Adkinson



Pam Ehrhardt

A donation to the silent auction.





Pam Ehrhardt





Pam Ehrhardt



Char Elbert

The next 3 quilts were created for and donate to the guilds service efforts. All used the disappearing 4-patch block.

Char Elbert







Char Elbert



A large, quilted blanket with a purple and black pattern, displayed in a room. The blanket features a repeating geometric pattern of small squares and rectangles in shades of purple, black, and white. It is laid out on a dark-colored sofa or bed. In the background, a window with a yellow lamp is visible on the left, and a glass door is on the right.

Char Elbert






Char Elbert



Char Elbert







Char Elbert



Pat Higby *New member*


The fabric is tie-dyed indigo on cotton. It is one of 4 quilts--I was using all the fabrics from a couple of different tie dye workshops. This one used the lightest fabrics. The others will have better definition of dark blue to white coloring. I really like the spider web stitching in the center. Each of the surrounding squares has a hand quilted motif appropriate to the dyed design. I also quilted in my initials and the year. 37.5" x 37.5"



Pat Higby







Pat Higby



Juli Seydell Johnson

This was created for the upcoming “Beauties and the Beasts” quilt show to represent the Iowa City Fire Department, one of the many city services. The shiny red used for the truck is a sacrifice/donation from my dogs raincoat.





Juli Seydell Johnson



Juli Seydell Johnson

This was created for the upcoming “Beauties and the Beasts” quilt show to represent the Iowa City Police Department. The name of every police officer has been embroidered into the quilt.





Juli Seydell Johnson



Juli Seydell Johnson






Meredith Sewell

This little half-square triangle quilt was made for our service donations. 48" x 48"



Meredith Sewell







Meredith Sewell



Meredith Sewell

This quilt was made for our service donations. 45" x 45"





Meredith Sewell





Meredith Sewell



Meredith Sewell

I've titled this quilt *Sorrow*. It is sewn using a freezer paper piecing technique and is hand quilted. 84" x 84"



Meredith Sewell







Meredith Sewell



## Glenda Skallerud

I used 4 fat quarters instead of a yard of focus fabric in the Farmall quilt. My Dad and brother have always had red tractors in all the years on our farm. It measures 47" x 62" of the prints "Why Farm at all unless you Farmall!" Both are from Easy Peasy 3-yard quilts. The instructions call for a single thickness economy binding so a little extra fabric is needed if you like a double fold binding. Quilted by Kristen Hoftyzer.



[illegible]





Glenda Skallerud



## Glenda Skallerud

This red truck quilt is 47" x 62" the am partial to old red trucks - I have my Dad's red farm pickup which is a 1997 Silverado. Framing the focus fabric was easy but adding 3 borders was time consuming. Quilted by Kristen Hoftyzer.



Glenda Skallerud







Glenda Skallerud



## Glenda Skallerud


The crooked 9-patch quilt is from a GE designs pandemic quilt along. I found fabrics in stash to try out the Wanda pattern and used the online hints posted during the quilt along. It measures 51" x 62". Quilted by Kristen Hoftyzer.



Glenda Skallerud







Glenda Skallerud



## Barb Thomas

*Hugs and Kisses*—This is a twin size quilt gifted to my son for his bed. Pattern was from the Fat Quarter Workshop book. I pieced the quilt which was quilted by Diane Beckler.





Barb Thomas



Kathy Wilder

Pattern: *Homemade Holiday*, Fort Worth Fabric Studio  
Mystery Quilt Another mystery quilt I just couldn't resist making.



Kathy Wilder







Kathy Wilder



## Kathy Wilder

Pattern: *Whispered Lace* by Amy Ellis from Modern Neutrals book. I started collecting gray fabrics at least 10 years ago. Dragged them to every quilt retreat for years in an attempt to make this quilt, but never got it done. Was finally able to complete it during the isolation of the pandemic. Am giving this to the husband of our neighbor who died after her heart transplant.



101A



Kathy Wilder





Kathy Wilder



# Kathy Wilder

Pattern: *Suddenly Summer*, Fort Worth Fabric Studio

Mystery Quilt This was a fun quilt to assemble during the summer of 2021. I loved popsicles as a youngster, but never imagined them on a quilt before this mystery project.



Kathy Wilder







Kathy Wilder



## Kathy Wilder

Pattern: *Periwinkle* from Missouri Star Quilt Company One of our neighborhood families tragically lost their matriarch a few years ago shortly after she had a heart transplant. As a tribute to her, I am making quilts for her children and husband. This is one for her daughter.



Kathy Wilder







Kathy Wilder



Kathy Wilder

Pattern: *Strawberry Social* by Margot Langeudoc Designs. I come from a family of avid berry pickers. This reminds me of my mother lost in many a berry patch.



Kathy Wilder







Kathy Wilder