

# Show & Tell

January, 2021




Yolanda Halferty

This Christmas Tree wall quilt was a free pattern from Bernina, which my daughter loved. I used batiks and fabrics from my stash.

Yolanda Halferty







Yolanda Halferty



## Yolanda Halferty

The *Call Me Crazy* quilt was from our Modern Quilt Studio workshop presented by Weeks Ringle. The beautiful quilting was done by Sarah Yoder Parker. For this project, I stayed with my gold and grey fabrics.

Yolanda Halferty








Yolanda Halferty



The background of the image is a dark, textured fabric, possibly black or dark navy blue. It features a repeating pattern of intricate, gold-colored swirling lines that form a stylized, symmetrical design. These lines are interspersed with small, gold-colored stars or dots, creating a dense, decorative texture. The overall effect is one of elegance and traditional craftsmanship.

Yolanda Halferty



## Kay Knoll

*Periwinkle*—I have an old quilt, pieced and quilted by my grandmother Minnie Keeney in the 1920's or early 1930. The fabric from clothing from my mom and her three sisters. My grandmother pieced and quilted so many lovely quilts ( pieces of art). This one hangs in my living room and always makes me smile.





Kay Knoll





Kay Knoll



A close-up photograph of a quilt. The background fabric is a light cream color with a subtle, repeating pattern of small, rounded, quilted shapes. Overlaid on this background are several large, multi-pointed stars. Each star is composed of various colored fabric pieces, including shades of pink, red, green, blue, orange, and purple, some with floral or geometric patterns. The stars are arranged in a staggered, repeating pattern across the quilt.

Kay Knoll



## Verlaine Schlueter Ockenfels

This is a quilt I made for my 2nd grand nephew Parker Schlueter. The pattern is *Glacial Ice* by Gudren Erla, 38.5" x 45.5".



A quilt with a complex geometric pattern in shades of blue, green, and white, laid out on a brown carpet. The pattern consists of various rectangular blocks and lines, creating a sense of depth and movement. The colors range from deep navy blue to light mint green, with white and cream accents. The quilt is laid flat on a brown, textured carpet.

Verlaine Ockenfels





Verlaine Ockenfels



This quilt was made for  
Parker Dean Schlueter  
Born August 26, 2020

"Glacial Ice" pattern by Gudrun Erla  
Machine pieced and quilted by  
Verlaine Schlueter Ockenfels

100% cotton top and backing  
50% bamboo, 50% cotton batting

For best results:  
Hand or machine wash on gentle cycle  
with mild detergent. Lay flat for drying.  
Can fluff in dryer with no heat.

Verlaine Ockenfels



## Helen Rittenmeyer

Farm Girl Vintage 2 by Lori Honts, it was quilted as a 40th birthday present for 2nd daughter Sarah. Quilting by Quilt Stitching by Shelly, stitching pattern is called new moon loop, its simple but beautiful, I made the pillows to match her quilt.





# Helen Rittenmeyer



Helen Rittenmeyer





Helen Rittenmeyer





## Helen Rittenmeyer

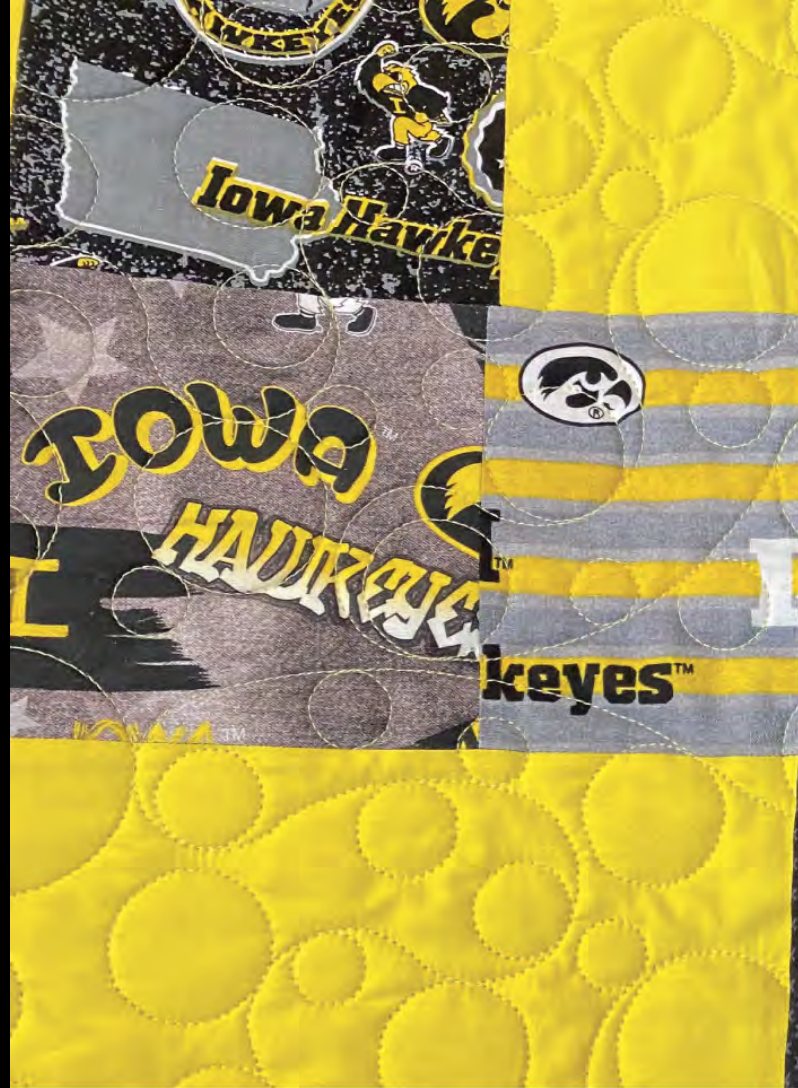
A VillaRosa Design called *Latin Lady*. I always wanted a Hawkeye quilt to put up during the football season and it turned out so cute, love the quilting by Shelly. It was a pretty simple quilt to put together.



Helen Rittenmeyer







Helen Rittenmeyer





## Helen Rittenmeyer

A PurplePineapple Studio quilt called *ECH ECHO*. I needed a break from the vintage quilt and Cotton Mill was doing on line selling when COVID started and I saw this quilt, fell in love and ordered it on line. I had lots of fun making this quilt and it was supposed to be a ho hum quilt until Shelly got it and look at the amazing quilting, she had not used this pattern before and it was really perfect for this Echo quilt. I think it will hang in my living room for a while. My mentor Priscilla Wright would have liked this quilt.



Helen Rittenmeyer







Helen Rittenmeyer






Helen Rittenmeyer



## Meredith Sewell

In September I was struggling with my next project. I couldn't find the desired fabric colors at the local fabric stores and locating them on line resulted in deliveries a month out. I wanted to get something pieced quickly as I'm a bit of a crabby companion when I don't have my handwork. I call this *The Settle Quilt* as I settled for fabrics used on previous projects. I settled on a very large half square triangle to get the top pieced, layered, and in my hoop quickly. 84" x 84"



A quilt with a complex geometric pattern of triangles in shades of brown, blue, and green, displayed against a white brick wall. The quilt features a variety of colors including dark brown, light brown, blue, green, and grey, arranged in a repeating pattern of triangles. The quilt is bordered by a dark brown fabric.

Meredith Sewell





Meredith Sewell



## Barb Thomas

Flannel rag quilt was made for my husband. It was made from a layer cake of fishing themed fabrics and backed with flannel. It's the first time I've made a rag quilt and it was a fun change of pace - pretty easy except for snipping all of the seam allowances.



Barb Thomas





For  
**Gary**



Made with love by  
Barb Thomas  
December, 2020


Barb Thomas



## Barb Thomas

The table mats were 19" x 19" and made from the pattern *Wishing Well* by This & That. Used 5" charm pack to make 2 mats. Quilted by me.



A quilted octagonal piece, likely a Christmas stocking, is shown. It features a wide red fabric border. The interior is composed of numerous fabric segments in various patterns and colors, including red, green, brown, and white. Some patterns include floral motifs, holly leaves and berries, and abstract designs. The piece is laid flat on a light-colored ruler with grid markings. To the right, a portion of a floral patterned fabric is visible.


Barb Thomas



Barb Thomas

The table runner is from the pattern *Double Pinwheel* and was paper pieced. I also quilted this.





Barb Thomas