



Show & Tell

December, 2023

Linda Bergquist

Runner/wall hanging was created at the Cherrywood Fabric Workshop (Infinity) taught by Heather Thormodson on November 14, 2023. It currently hangs at the top of my entry stairs. 6.5" x 55.6"

Linda Bergquist



A vertical strip of layered paper with wavy borders and black starburst patterns. The colors from top to bottom are red, dark blue, red, orange, yellow, and dark blue. The starburst patterns are arranged in horizontal lines that follow the wavy borders. The left side of the image is a solid black background.

Linda Bergquist

Bond Drager

The pattern for this quilt is *Snowfall* from the book Charm School by Vanessa Goertzen. It is quilted by me and made as a gift for my mom. 70" x 70"




Bond Drager



Bond Drager

Kathryn Henry

The yellow star quilt I made for great nephew's 18th birthday. The star block is 1904 Star from Alex Anderson's book *Simply Stars*.



Kathryn Henry



Kathryn Henry

Betty Hibler

The pattern is *Cheshire Cats* by Free Spirit.
Approximately 70" x 80".



Betty Hibler



Betty Hibler

Kathyl Jogerst

After my brother retired from a long career in the oil industry, he sent me his retired ties and wanted to know if I “could do something creative with them”. These were his Christmas presents and I’m happy to report he was absolutely thrilled with them.



Kathyl Jogerst



Kathyl Jogerst

Kathyl Jogerst

For this star quilt I used a pattern from the book
“Necktie Quilts Reinvented” by Christine Copenhaver.
This is called *Lone Star Meets G. Q.*. The white corner
pieces are made from men’s shirt fronts. 45" x 45"



Kathyl Jogerst




Show & Tell

Holiday Program

Patsy Adkinson

Two items shared by Patsy but no additional information obtained.



Patsy Adkinson



Patsy Adkinson

Patsy Adkinson





Patsy Adkinson

Sherrie Adkinson

This cocoa cups quilt is an oversized twin size made in 2015 but I don't know the pattern. I'm not into "Christmas" quilts necessarily, but enjoyed this because I can use it into the winter. I have tried to make a quilt for each month of the year.



Sherrie Akinson



Sherrie Akinson

Linda Bergquist

Classic Red Work Christmas scene of Santa's Flight.
Red-work surrounded by patchwork and beads.



Linda Bergquist



Linda Bergquist



Susan Craig

The pattern is *Pine Hollow Patchwork Forest* by Amy Smart and was quilted by Sarah Yoder Parker. After experimenting last year with pillows and wall hangings using this stack and wack method, I made a throw quilt this year. 52" x 72"

Susan Craig



Susan Craig



Pam Ehrhardt


The "Feather Snowflake" quilt was made in 2017 for that year's guild Challenge. I believe the challenge was to include Half Square Triangles in the quilt. All the feather's points are pieced using HST. We use it at Christmas time under our small tree. 28" x 28"



Pam Ehrhardt

Joleen Green

My grandmother made Christmas stockings out of worn out red hand quilted quilts. She added some of her hand crochet dollies and decorated with buttons. Nice keepsake of things hand made by my family.



Joleen Green

Joleen Green

Snowflake by Modern Handcraft Nicole Daksiewicz.
60" x 70"



Joleen Green

Joleen Green

Decorate the Christmas tree, made by my grandmother Ella. She used old broken jewelry from my child hood to make the pin on ornaments.

Joleen Green



Sarah Harris

The two Christmas ornaments I brought were made after watching a video on Facebook. They were two contrasting fabric circles the size of a small pot lid (8 inches, I think), stitched around the outside & folded to create the window effect. I sewed a small button in the center to hide where I stitched all together.



Sarah Harris

Sarah Harris

This sweatshirt was a gift made by my mother, probably 20 years ago. The bells at the intersections really do jingle. I cherish it since my mom passed 10 years ago.



Sarah Harris

Kathryn Henry

I designed and made this advent calendar in the 1970's.



Kathryn Henry

Kathryn Henry



Kathryn Henry

Coasters were made from an online pattern.



Kathryn Henry


Betty Hibler

This Christmas Tree wall hanging quilt was made in a class about 20 years ago and was one of the first quilts I ever made. I added the decorative buttons at the bottom afterwards. 28" x 29"



Betty Hibler

Betty Hibler



Betty Hibler

Merry Christmas sequined wall hanging is made from a kit and done by hand. It is over 50 years old.

23" x 15"



Betty Hibler

Betty Hibler



Kathy Hodson

This quilt is called *Snow Sweet-Radiance* and was made for my home. I pieced it and Sarah Yoder Parker quilted it. 47" x 60"



Kathy Hodson



Kathy Hodson

Back

Kathy Hodson

This tree skirt pattern is *Home for Christmas* and is approximately 54 inches in diameter. I pieced it and quilted it as it was sewn.



Kathy Hodson

Sherry Lang

Will You Be My Neighbor—This is a free pattern created by Moda. It was made for my home and is quilted by me on my long arm. 64" x 84"

Sherry Lang



Sherry Lang



Sherry Lang

All the Trimmings—The pattern was a free pattern from the Fat Quarter Shop, but it was their Christmas Mystery Quilt sew-along for 2021. It was made for my home and is quilted by me on my long arm.

42.5" x 46.5"

Sherry Lang





Sherry Lang

Nancy Lathrop

The pattern is *All Stacked Up* by Coach House Designs and was quilted by Shelly Moore of Quilt Stitching by Shelly. It is a wall quilt but I use it draped over my sofa. 32" x 50"



Nancy Lathrop

Nancy Lathrop



Twila Meder

When my husband, Tom, and I married in 1964 we had no ornaments for our tiny tree. I decided to make one and then buy a few. This ornament has hung on our tree every year since.



Twila Meder

Sue Moffitt

These folded tree napkins were from a free pattern from Shabby Fabrics.



Sue Moffitt

Sue Moffitt

This stuffed Christmas tree is one I made years ago when the volunteer quilters at the firm where I worked made them for a craft fair.



Sue Moffitt

Joyce Moore

The next four items were shared by Joyce but no additional information is available.



Joyce Moore



Joyce Moore



Joyce Moore



Joyce Moore





Joyce Moore

Glenda Skallerud

The Trucks and Tractors is from the Easy Peasy 3-Yard Quilt book. Piecing the blocks was simple, but adding three borders to all sides was time consuming. The quilt pattern is *Birds Eye View*. I am an old red truck fan and made it in 2021. Quilted by Kristen Hoftyzer.
49" x 62"

Glenda Skallerud



Glenda Skallerud

This *Christmas on the Lake* quilt is from a 2003 Fons and Porter magazine and was completed in 2009. The quilting pattern is also trees and is called *Tannebaum*. Quilted by Kristen Hoftyzer. 86" x 92"



Glenda Skallerud



Glenda Skallerud

Glenda Skallerud

This Christmas Jewels quilt is also from 2009. I made this after we had a workshop/program by the Nickel Quilt ladies and is from one of their books. It is quilted with a pattern called *Florence*. I still have lots of Christmas 5" squares to use after I cut the squares. Quilted by Kristen Hoftyzer. 60" x 76"



Glenda Skallerud



Glenda Skallerud

Kristin Summerwill

One of a set of four Green & Gold 'Quilt as You Go' placemats. Concept seen in a teeny quilt shop in Port St. Joe, Florida.



Kristin Summerwill

Kristin Summerwill

Kristin Summerwill

Ricky Tims “Conversion” Table Topper



Kristin Summerwill

Barb Thomas

Holly & Ivy pattern, using Winter's Song fabric line by Moda. It is pieced by myself, quilted by Kathy Grosjean. 53" x 69"



Barb Thomas



Barb Thomas

Barb Thomas

This Snowman Wall Hanging is pieced and appliquéd
by myself, the pattern unknown. 22" x 30"



Barb Thomas



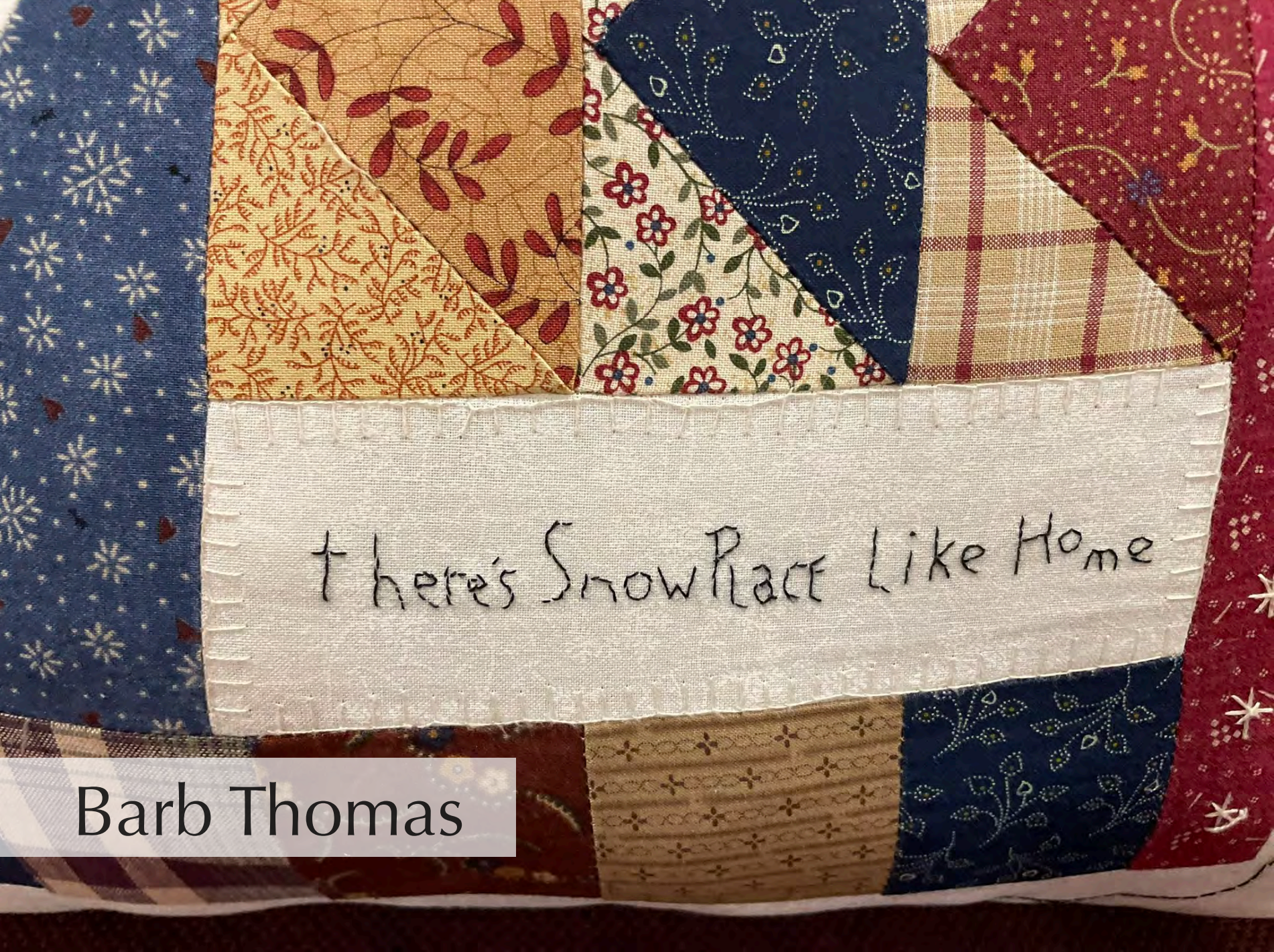
Barb Thomas

Barb Thomas

I don't recall the pattern name for this Snowman Pillow. It uses pieced fabric scraps and hand embroidered snowmen and lettering and was completed by myself. 12" x 18"



Barb Thomas



There's Snow Place Like Home

Barb Thomas

Barb Thomas

Matching Tree Skirt-pattern is *Oh Christmas Tree* by Sweetwater. It used Winter's Song fabric and a 36 inch round panel. It is pieced and quilted by myself.



Barb Thomas



Barb Thomas

Barb Thomas

Wool Tabletopper with snowman- pattern is *Love ya, Man!* by Primitive Gatherings. It is an 18 inch diameter black wool background with appliquéd snowmen and trees, all completed by myself.



Barb Thomas



Barb Thomas

Vicki Walch

This ornament features a small Cathedral Window block. It was a make-and-take activity described in the November 2020 OCQG Newsletter in an article on the Guild's holiday activities over the years.



Vicki Walch

Vicki Walch

This runner with 3 star blocks was made in the fall of 2017 using a pattern and techniques taught by Cathy Busch at an OCQG-sponsored workshop on September 11, 2017. The block was also featured in Cathy's book, *New Fangled Piecing*. The fabric in the border and sashing was designed for the All Iowa Shop Hop. I made three runners like these for the Iowa City Public Library's fall craft sale in 2017 and they all sold in the first hour of the sale. so I decided to stock up on the fabric and was able to find enough to make 2-3 more similar runners for the Library sale in 2018 and 2019 before everyone ran out.

Vicki Walch



Vicki Walch

I made this wall hanging with two pieced trees and a Santa with a fiber beard for my mother in 1989. It's likely that I still have the pattern, but it would take some time to find it...but if anyone would like to know who designed it, I'd be happy to look for it.



Vicki Walch

Teresa Winder

Well, there is no pattern for this tree skirt, I improvised it. I pieced and quilted it for myself. 48" x 48"



Teresa Winder



Teresa Winder

Barb Yoder

The Christmas stocking is one of the nearly one hundred I have made since the first one I knit Christmas Eve 1965 for my best friend's little brother. I started it at 6:30 that morning and finished before midnight so I could deliver it in time for them to fill it for Christmas morning. I have made them for my children, grandchildren, friends' children, and children and spouses of original recipients. The sequins for the tree and the angora for Santa are getting more difficult to find now. I'm almost ready to hand over the Christmas stocking production to my daughter Sarah.



Barb Yoder



Sarah Yoder Parker

This year I made 6 knit frogs as gifts to give a few select family and friends. I got the pattern @dotpebbles_knits. She has lots of adorable knitting patterns.



Sarah Yoder Parker

Sarah Yoder Parker

The sampler quilt is *Christmas Figs* a pattern by Joanna Figueroa.



Sarah Yoder Parker



Sarah Yoder Parker

Sarah Yoder Parker

The snowman quilt a modified version on Lori Holts snowman block. If someone goes looking for that particular quilt they won't find it as it is one of a kind.

Sarah Yoder Parker




Sarah Yoder Parker



Sarah Yoder Parker

This is a small 4-block version of the snowman quilt.



Sarah Yoder Parker

Sarah Yoder Parker

Red and White Quilt is a simple traditional Irish chain,
no pattern was used.



Sarah Yoder Parker



Sarah Yoder Parker



Sarah Yoder Parker

Back