



# Show & Tell

January, 2024

## Ruth Langehough

*Christopher's Quilt* is from a pattern in the April, 2023 APQ magazine titled "Rosy View". I've created it in greens instead of reds as it appeared plus I enlarged the blocks and added a border. The border block is called "Hovering Hawks". Sara Yoder-Parker did the long-arm quilting. 72" x 92"



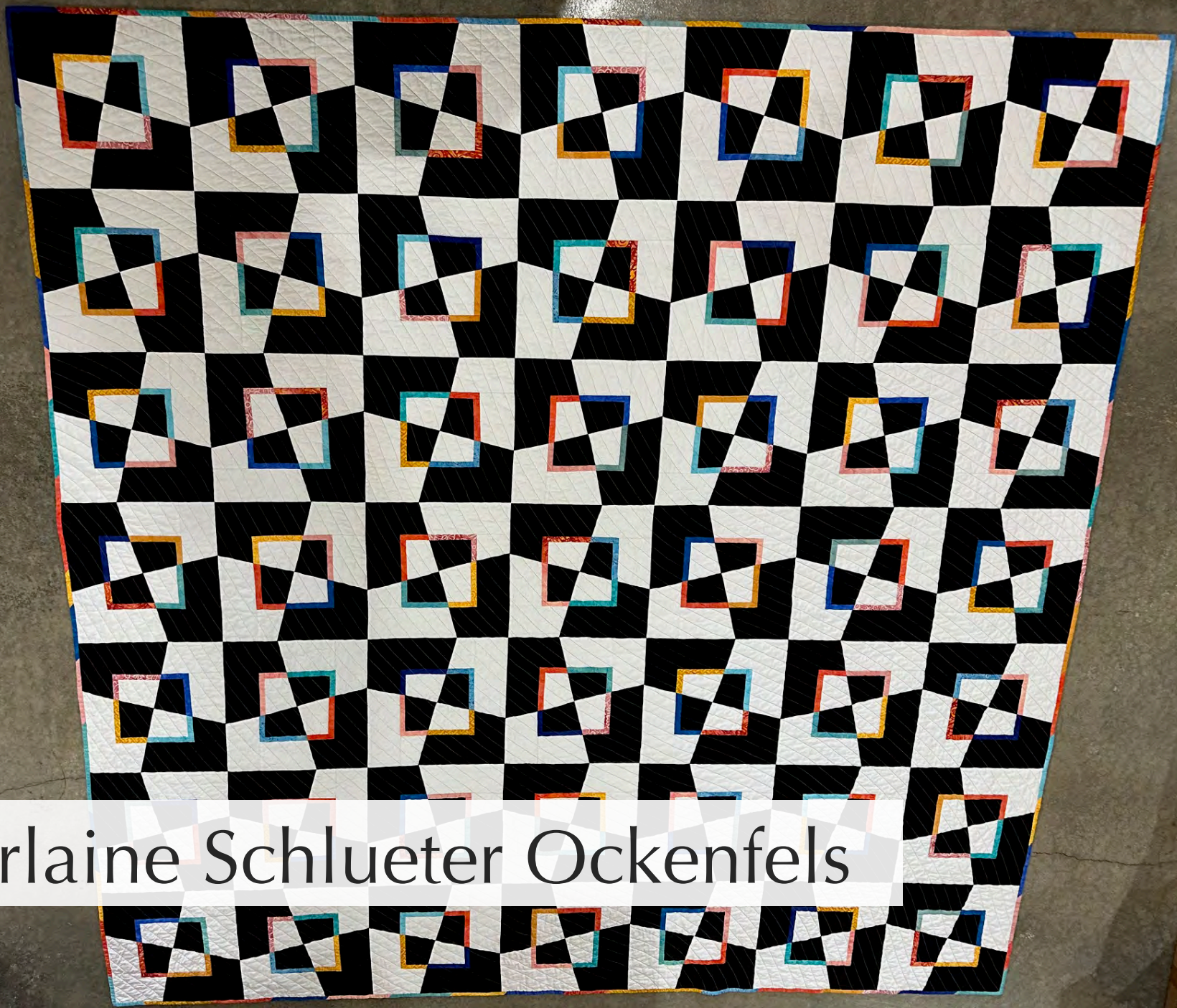
Ruth Langehough



Ruth Langehough

## Verlaine Schlueter Ockenfels

The pattern is *Mad as a Hatter* by Elaine Wick Poplin. I machine pieced and quilted it using a walking foot to stitch curved lines about 1 inch apart. 80" x 80".



Verlaine Schlueter Ockenfels

A quilt featuring a black and white geometric pattern of squares and triangles. The quilt is accented with six colorful square frames in various colors (blue, yellow, red, orange, pink, and teal) arranged in a 2x3 grid. The quilt has a wide, multi-colored border.

Verlaine Schlueter Ockenfels

## Meredith Sewell

This large single star quilt was made for the April wedding of my daughter's since Kindergarten best friend, Ava. The pattern is my own draft (single star, not hard) and hand quilted. 82" x 82"





Meredith Sewell



Meredith Sewell

## Meredith Sewell

This take on a Feathered Star is my draft and followed right after the quilt made for Ava's wedding, they are similar in scale and have some similar quilting patterns. It's label has my parents wedding information from 1952. One of my first quilts was a feathered star made for their 40th wedding anniversary in 1992. My sister has that quilt so this will be mine. 84" x 84"



Meredith Sewell




Meredith Sewell

## Penny Smith

*Jen's Quilt*—The pattern for this quilt is Royal Pairs by Terry Atkinson. It is hand-quilted by me. 48" x 60"

Penny Smith





Penny Smith




## Barb Thomas

This is a queen size quilt that I made for my guest room. The pattern is *Rugby Stars*. The fabric line is Moda French General. Sarah Yoder Parker quilted it for me. I originally planned a twin size quilt with this fabric and pattern. When I moved I needed a queen size for my guest room bed so added borders to make the quilt larger. Didn't work quite like I hoped. I apparently didn't add enough border to the width and didn't notice it until the quilt was already quilted. It's on my guest bed anyway!



Barb Thomas



Barb Thomas